

SXA

Front-end (FED) – Back-end (BED) Development Flow

SUG Pune
Saturday, 31-Oct-2020

**Hori—
zontal**

Agenda

- Creative Exchange & Creative Exchange Live Basics
- SXA CLI Basics
- SXA CLI Installation gotchas
- SXA FED BED Integration Workflow Process
- Live Demo
- Q&A

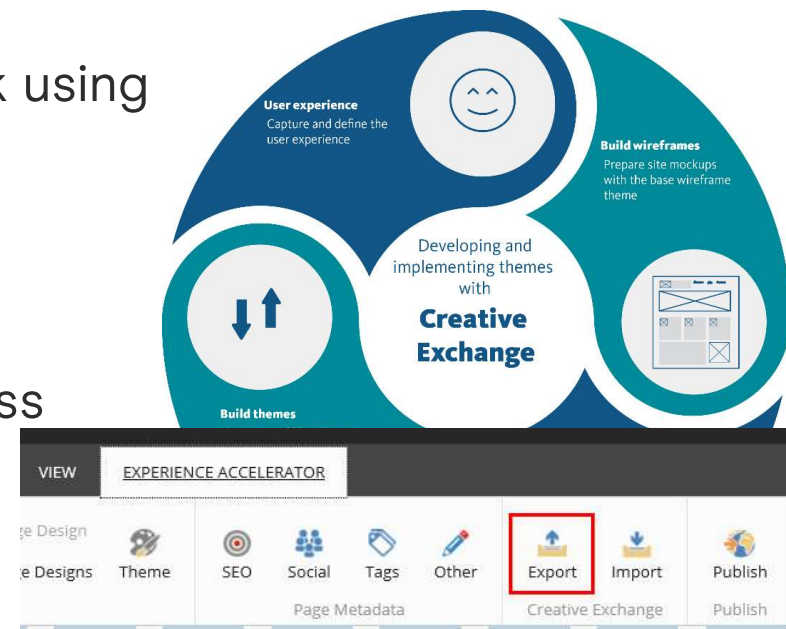
About Me

- Senior Tech Lead @ HZTL
- Sitecore Technology MVP 2013-20 (8 years)
- First Sitecore MVP from India!
- Co-Founder of Sitecore User group India (<http://www.sugin.org/>) – First Sitecore User group from India!
- Blog
 - <https://sitecorebasics.wordpress.com/> (211 Posts, 2,71,378 Visitors)
- Twitter
 - @kiranpatils

Creative Exchange & Creative Exchange Live Basics

Creative Exchange and CEL

- Creative Exchange (SXA)
 - <https://doc.sitecore.com/developers/sxa/93/sitecore-experience-accelerator/en/working-with-creative-exchange.html>
 - Designed for parallel teams
 - Export site and produce zip file
 - Creative agency/front-end dev can work using exported zip (Static HTML)
- Creative Exchange Live (CEL) (SXA 1.4)
 - Gulp
 - Node.js
 - Create Theme – Export – Gulp – Upload Sass
 - Asset Optimizer – Final asset output



SXA CLI Basics

SXA CLI Basics

- <https://doc.sitecore.com/developers/sxa/100/sitecore-experience-accelerator/en/automating-tasks-using-sxa-cli.html>
 - “SXA CLI is a useful command line tool that helps you automate tasks for an SXA project.”
- SXA 9.3 – First release
- Create Theme – Export – Gulp – **[Upload Sass - Asset Optimizer]** – Final asset output
- Available SXA CLI Versions:
 - 1.0.1 (Gulp - 3.9.X)
 - 10.0.0 (Gulp – 4.0.X) - Latest

```
PS C:\Projects\SXA> sxa register https://sxa93.dev.local
PS C:\Projects\SXA> sxa new ExampleTheme
? The theme will be created for instance based on url https://sxa93.dev.local. Do you want to specify a different url? n
o
? Enter your login sitecore\admin
? Enter your password [hidden]
? Specify theme path. Root is Themes folder(format <RootFolderName/ChildFolderName>) Sitecore/Example
? Do you want to set up theme config file? yes
? Choose active modules for your theme (Press <space> to select, <a> to toggle all, <i> to invert selection)SearchSiteSe
tup, MapsSiteSetup, ThemingSiteSetup
Theme downloading...
√ Create theme folder
√ copy project files
```

SXA CLI Commands (Example)

- `sxa new <Theme name>` : To create new theme
- `sxa watch All` : upload modified files automatically using this task
- `sxa build` : Task updates all files locally but does not upload to the server.
- `sxa rebuild All` : This tasks uploads all scripts, images, and styles to the theme in Sitecore.
- `sxa upload css` : To upload your css changes only
- Read more : <https://doc.sitecore.com/developers/sxa/100/sitecore-experience-accelerator/en/automating-tasks-using-sxa-cli.html>

SXA CLI Installation gotchas

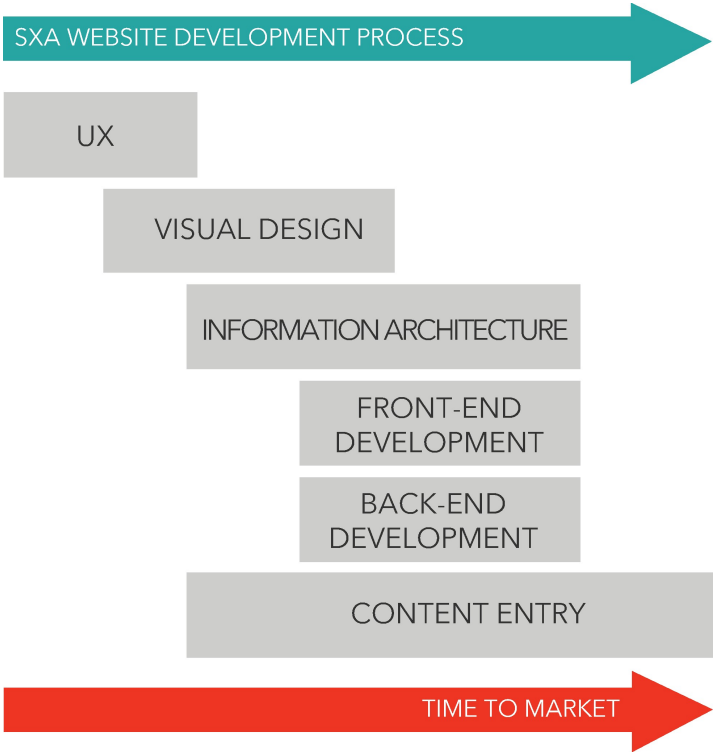
SXA CLI Installation gotchas

- Quick installation steps
 - Open your theme directory in VS Code Integrated PowerShell Terminal
 - `npm config set @sxa:registry https://sitecore.myget.org/F/sc-npm-packages/npm`
 - `npm install`
 - `npm install --global @sxa/CLI (Latest version) (For older version : npm i -g @sxa/cli@1.0.1)`
 - `sxa watch All -d`
- Clean older SXA CLI version
 - Navigate to `C:\Users\[YOUR_USER]\AppData\Roaming\npm\node_modules`
 - Delete folder "@sxa"
 - Navigate to `C:\Users\[YOUR_USER]\AppData\Roaming\npm`
 - Delete files: `sxa | sxa.cmd | sxa.ps1`
- If you want to remove your local node modules you can do that using
 - `npx rimraf node_modules`
- Upgrade steps
 - **1.0.1 (9.3) -> 10.0.0 (10*)**
 - <https://www.from-sitecore-with-love.de/blog/2020/upgrade-theme-and-sxa-cli-to-10> - Thanks **Sebastian!**

* Supports 9.3

SXA FED BED Integration Workflow Process

SXA Process



SXA FED BED Integration Tools




BED



A – Local Machine



B – Azure VM

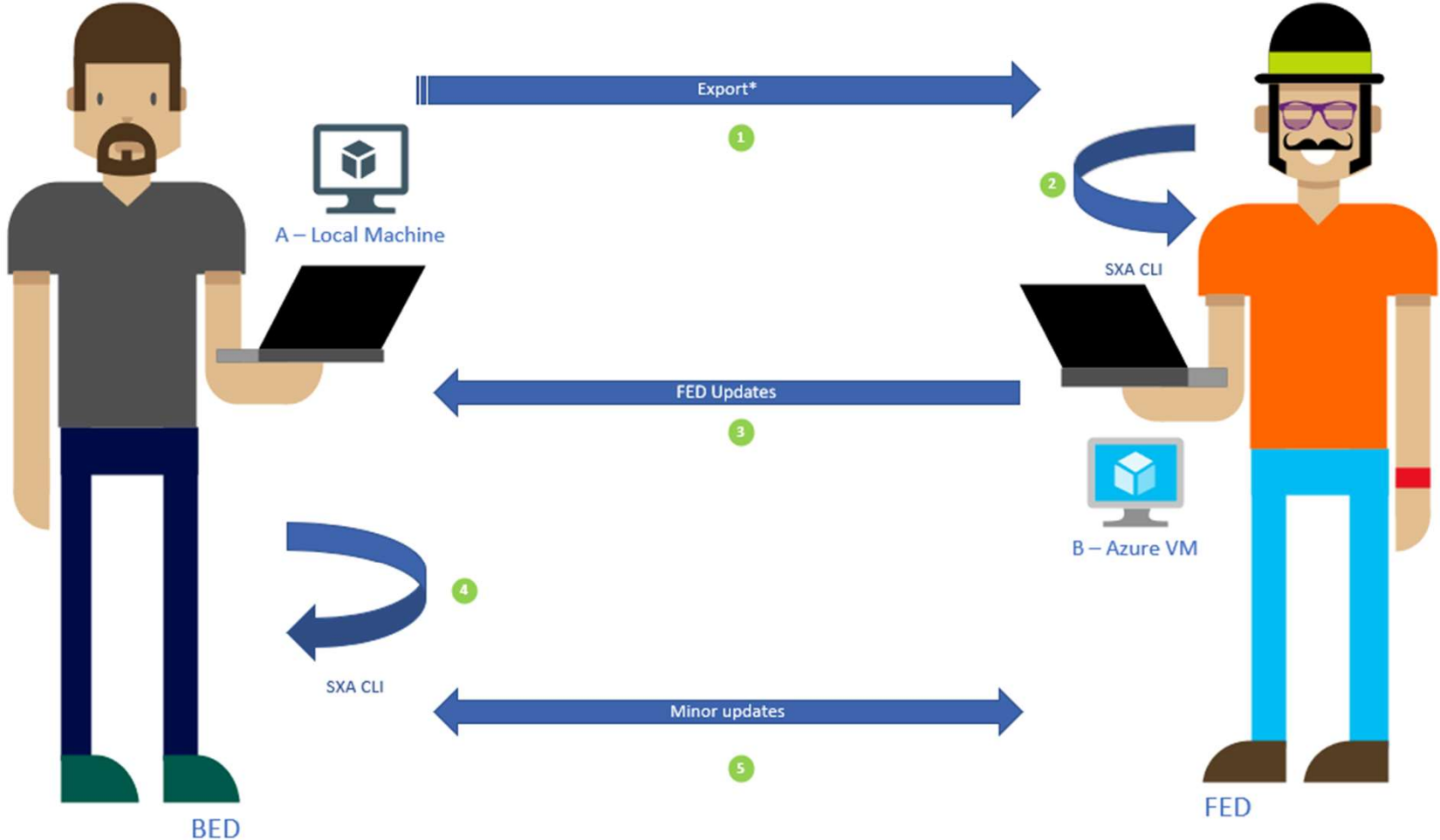


C - Docker



FED

SXA FED BED Integration Workflow Process



Demo

Resources

- <https://www.markvanaalst.com/blog/sxa/installing-the-sitecore-sxa-cli/>
- <https://www.from-sitecore-with-love.de/blog/2020/upgrade-theme-and-sxa-cli-to-10>
- <https://github.com/markvanaalst/SXA.Styleguide>
- <https://github.com/markvanaalst/SXA.Styleguide.Frontend>
- <https://www.markvanaalst.com/blog/sxa/sxa-styleguide-themes-and-creative-exchange/>
- <https://www.awareweb.com/blog/a-quick-start-guide-to-setup-creative-exchange-live-in-sxa-1-4>

Q&A

**Hori—
zontal**

Thx.